


# **Nancy Drew, Girl Detective: The Demon of River Heights**

## Reading Group Guide

1. At the very beginning of the book, did you think that Nancy was really in danger?
2. Do you think it was smart for Bess, George and Nancy to go look for the boys at night in the woods?
3. When the bear chases Nancy, do you think she did the right thing by trying to fight it? (Read *What to Do if A Bear Attacks* from the Conservation Science Institute, [www.conservationscience.org](http://www.conservationscience.org))
4. Who did you think was chasing Nancy and the girls through the woods?
5. Why does Nancy keep forgetting to get gas? What do you think this says about her character?
6. Why do you think Deedee disliked Nancy so much?
7. What words would you use to describe Nancy? How about Bess? George?
8. In comics, is the artwork just as important as the words? Did you like the artwork? Did it help you to understand the story?
9. Which character was your favorite and why?
10. What did you like the best about this book? What didn't you like?
11. Did you solve the mystery? What clues did you find in the comic to help you figure it out?

# Character Word Search



BEN  
CHIEF McGINNIS  
NANCY DREW

BESS  
DEEDEE  
QUENTIN

CANTON ANGLELY II  
GEORGE  
TODD

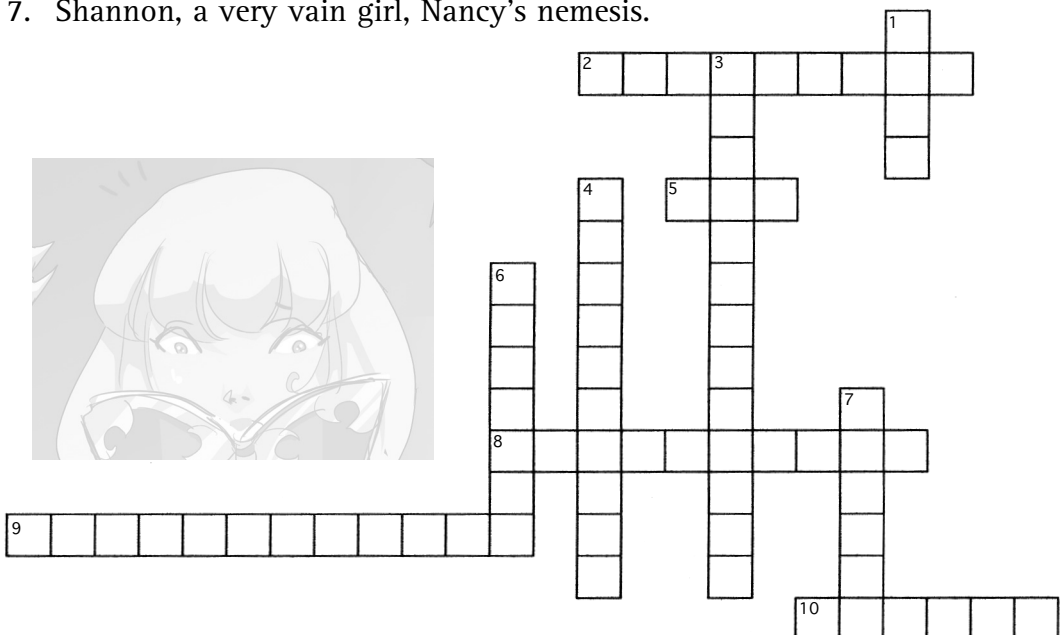
# Character Crossword

## Across

2. The Girl Detective & the Main Character of the Book.
5. One of the film students, who is more interested in making a good movie.
8. Son of a wealthy industrialist; goes on a long date with Deedee.
9. A wealthy businessman and shady guy.
10. Nancy's dark haired cousin, a real computer geek.

## Down

1. Nancy's blonde cousin, and a mean gal with a nail file.
3. The police chief in River Heights.
4. An attorney and Nancy's dad.
6. One of the film students who is mostly interested in making money.
7. Shannon, a very vain girl, Nancy's nemesis.



# Constructing a “Clue Case”

## Materials:

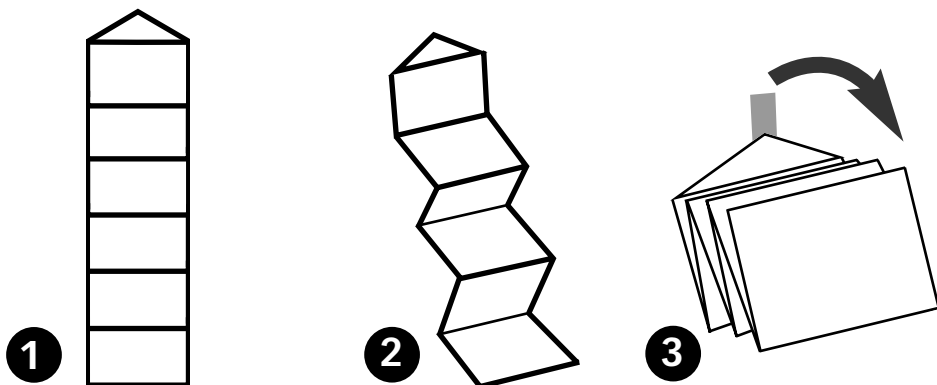
- 6 envelopes of the same size (we used 4 3/8x5 3/4” size invitation envelopes)
- Glue sticks
- Velcro or ‘brads’
- Markers, stamps, etc. for decorating

## Instructions:

1. Line envelopes up on table, top to bottom, with back of one envelope overlapping the open flap of next envelope. See Figure 1.
2. Glue flaps of five of the envelopes to the back of previous envelope, leaving top flap unglued.
3. Fold envelopes accordion-style, so that the bottommost envelope folds with its flap. See Figure 2.
4. The topmost flap should fold over to close ‘case’ – glue Velcro to flap or use a brad to keep the ‘clue case’ closed. See Figure 3.
5. Decorate to liking!

How to Use Your Clue Case:

As you read through any of the Nancy Drew graphic novels, try to spot clues that you think will help solve the mystery. Write each clue down on a 3x5” card, and keep it in your Clue Case!



**PAPERCUTZ** [WWW.PAPERCUTZ.COM](http://WWW.PAPERCUTZ.COM)  
Distributed by Holtzbrinck Publishers

Find the Nancy Drew Graphic Novels at your store or order at: 555 8th Ave., Ste. 1202, New York, NY 10018,  
1-800-886-1223 (M-F 9-6 EST) MC, VISA, Amex accepted, add \$3 P&H for 1st item, \$1 each additional.